

REF 11355279 216

5 x 1 mL Calibrator

English**System information**

For use on Roche/Hitachi MODULAR and **cobas c** analyzers the calibrator code is 656.

For use on COBAS INTEGRA analyzers the system ID is 07 6557 0.

Intended use

C.f.a.s. (Calibrator for automated systems) Proteins is for use in the calibration of quantitative Roche methods on Roche clinical chemistry analyzers as specified in the value sheets.

Summary

C.f.a.s. Proteins is a liquid ready-for-use calibrator based on human serum.

The concentrations of the calibrator components have been adjusted to ensure optimal calibration of the appropriate Roche methods on clinical chemistry analyzers.

Some methods specified in the relevant value sheet may not be available in all countries.

Reagents – working solutions*Reactive components:*

Human serum with chemical additives and material of biological origin as specified.

The origin of the biological additives is as follows:

Analyte	Origin
Ferritin	human
CRP	human
ASLO	sheep

Non-reactive components:

Preservatives and stabilizer

The concentrations of the calibrator components are lot-specific. The exact calibrator values are given in the electronically available or enclosed value sheets.

The values are also encoded in the enclosed calibrator barcode sheets for Roche/Hitachi MODULAR and COBAS INTEGRA analyzers.

For the **cobas c** analyzers (except for the **cobas c 111** analyzer) the values are encoded in electronic files sent via the **cobas** link to the analyzers.

Calibrator values

The calibrator values were determined using the method stated in the electronically available or enclosed value sheets. Determinations were performed under strictly standardized conditions on Roche analyzers using Roche system reagents and the Roche master calibrator.

The calibrator values were obtained via single determinations performed in different laboratories, in several separate runs. The calibrator value specified is the median of all values obtained.

Traceability information is given in the relevant Method Sheets for the system reagents.

Precautions and warnings

For in vitro diagnostic use.

Exercise the normal precautions required for handling all laboratory reagents.

Disposal of all waste material should be in accordance with local guidelines. Safety data sheet available for professional user on request.

All human material should be considered potentially infectious. All products derived from human blood are prepared exclusively from the blood of donors tested individually and shown to be free from HBsAg and antibodies to HCV and HIV.

The testing methods applied were FDA-approved or cleared in compliance with the European Directive 98/79/EC, Annex II, List A. However, as no testing method can rule out the potential risk of infection with absolute certainty, the material should be handled with the same level of care as a patient specimen. In the event of exposure, the directives of the responsible health authorities should be followed.^{1,2}

Handling

The product is ready-for-use. Mix carefully before use. Avoid the formation of foam.

The enclosed barcoded labels are intended exclusively for Roche/Hitachi MODULAR automated analyzers and **cobas c** systems to identify the calibrator. Attach the barcoded labels to the tubes carrying the sample cups containing the calibrator material.

Storage and stability

Store at 2-8 °C.

Criterion for stability data stated by Roche:

Recovery within ± 10 % of initial value.

Stability:

Unopened:	Up to the stated expiration date at 2-8 °C.
After opening:	4 weeks at 2-8 °C, provided that dispensing of the calibrator occurs without microbial contamination, e.g. by pouring out.

Store calibrator tightly capped when not in use.

Materials provided

- See "Reagents – working solutions" section
- Barcoded labels

Materials required (but not provided)

- Roche system reagents and clinical chemistry analyzers
- General laboratory equipment

Assay

Use C.f.a.s. Proteins as specified in the relevant Method Sheet for the system reagents.




References

- Occupational Safety and Health Standards: Bloodborne pathogens. (29 CFR Part 1910.1030). Fed. Register.
- Directive 2000/54/EC of the European Parliament and Council of 18 September 2000 on the protection of workers from risks related to exposure to biological agents at work.

A point (period/stop) is always used in this Method Sheet as the decimal separator to mark the border between the integral and the fractional parts of a decimal numeral. Separators for thousands are not used.

Symbols

Roche Diagnostics uses the following symbols and signs in addition to those listed in the ISO 15223-1 standard.

	Contents of kit
	Calibrator
	Volume after reconstitution or mixing

COBAS, COBAS C, COBAS INTEGRA and MODULAR are trademarks of Roche.
All other product names and trademarks are the property of their respective owners.
Significant additions or changes are indicated by a change bar in the margin.
© 2014, Roche Diagnostics



Roche Diagnostics GmbH, Sandhofer Strasse 116, D-68305 Mannheim
www.roche.com

